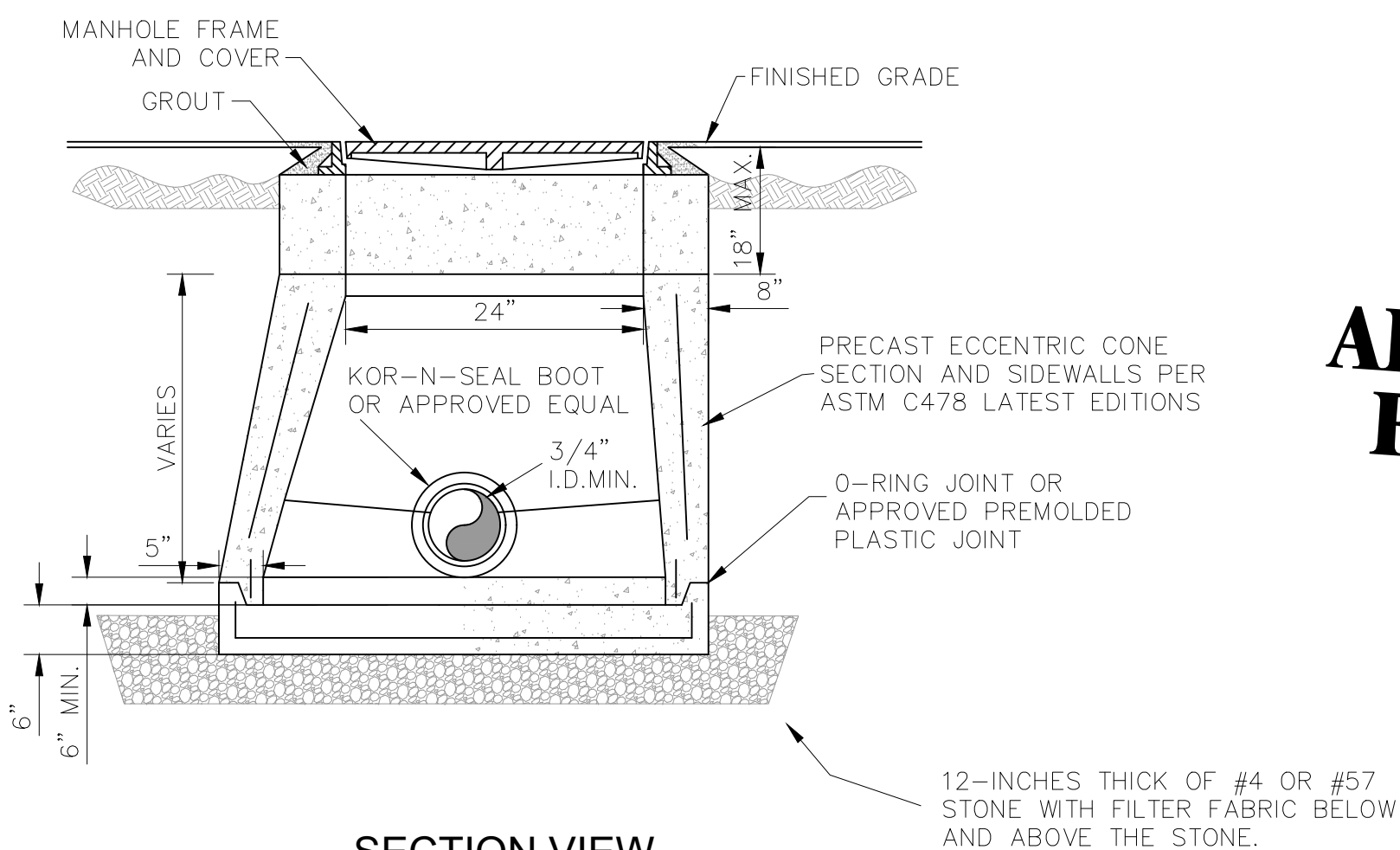


SECTION VIEW

SANITARY SEWER DROP MANHOLE

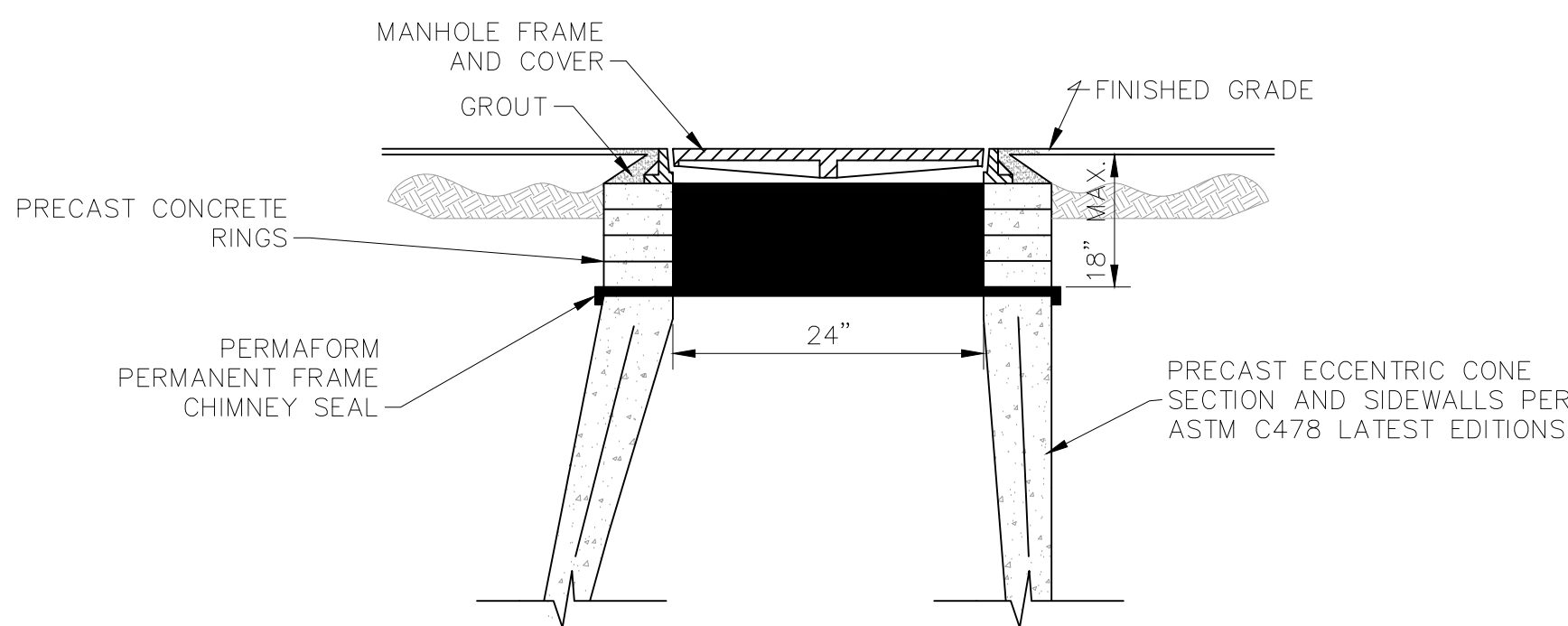
N.T.S. (8"–21" SEWERS)



SECTION VIEW

SANITARY SEWER SHALLOW DEPTH MANHOLE

N.T.S. (8"–21" SEWERS)



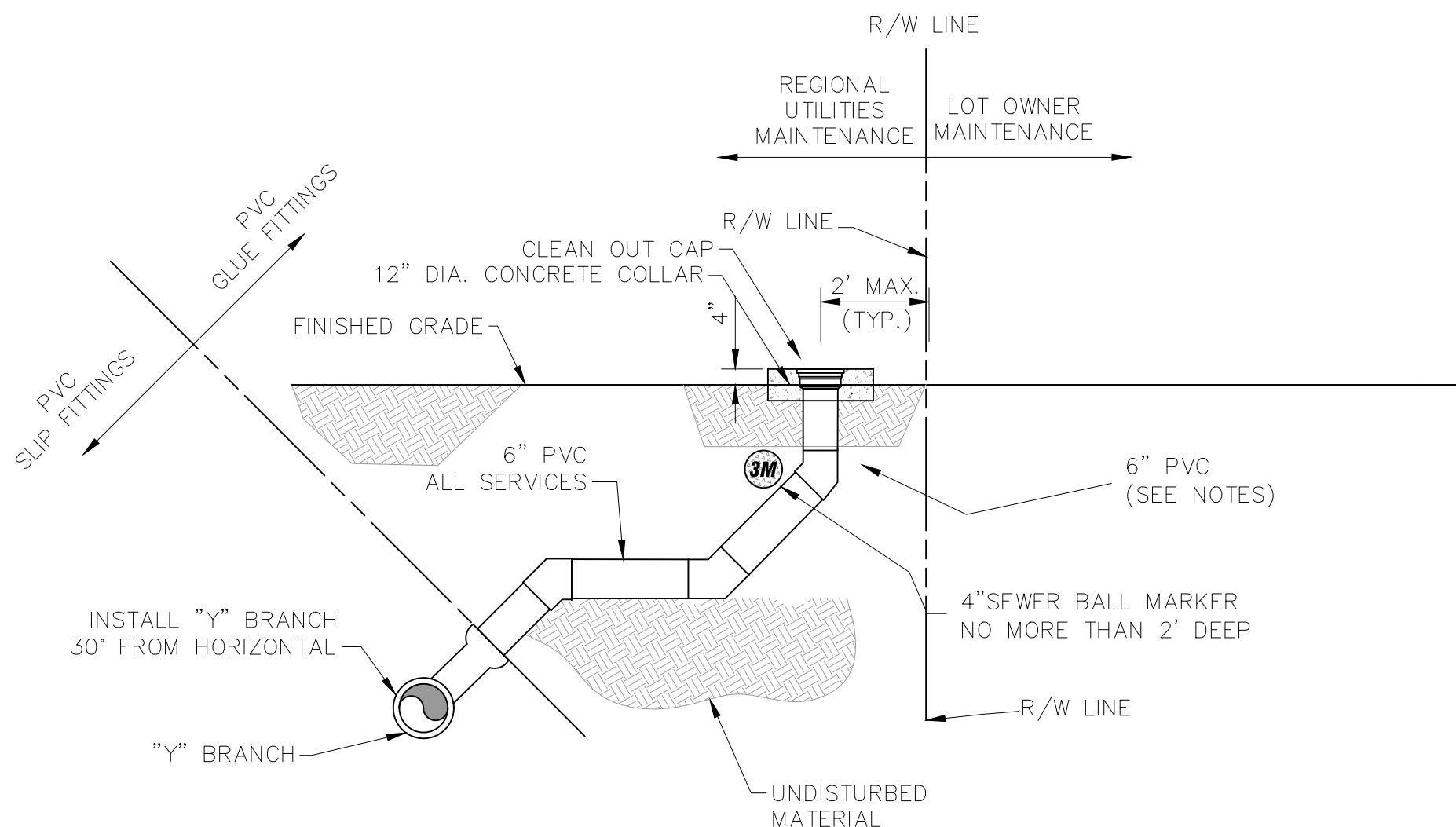
SECTION VIEW

TYPICAL MANHOLE RISER DETAIL

N.T.S.

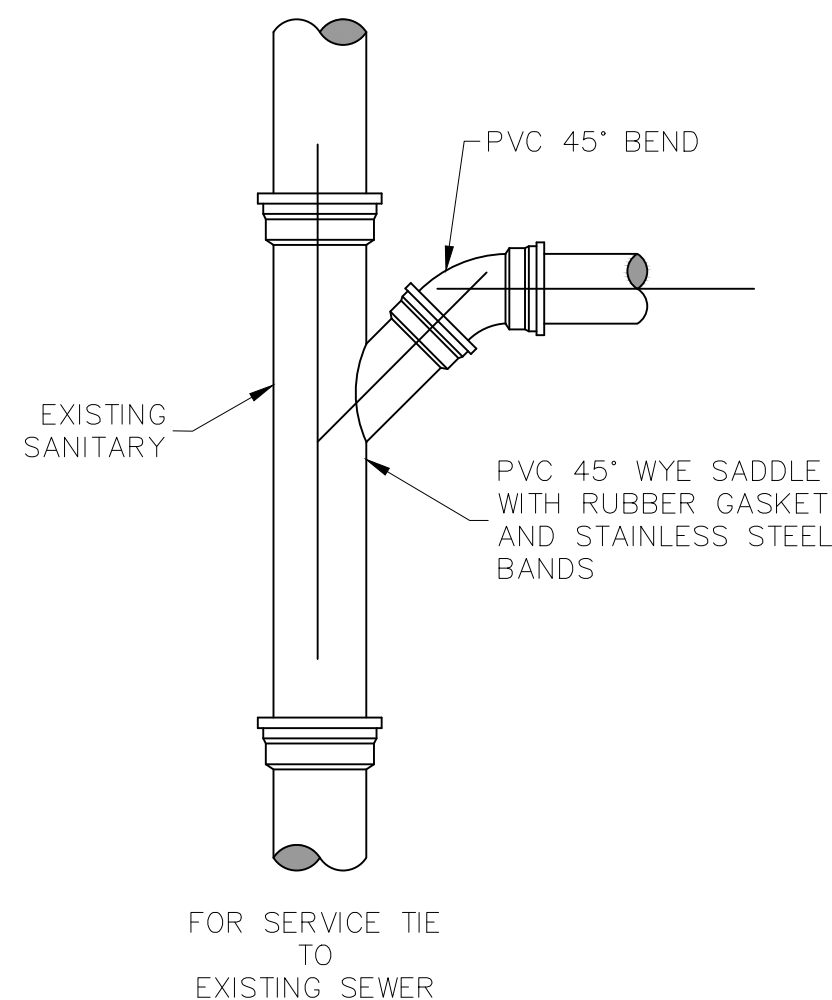
NOTES

- PERMAFORM HDPE CHIMNEY FRAME SEAL, PART #CHFRSE, TO BE INSTALLED ON ALL MANHOLES WHERE RISERS ARE NECESSARY. REFER TO MANUFACTURER'S INSTALLATION INSTRUCTIONS.



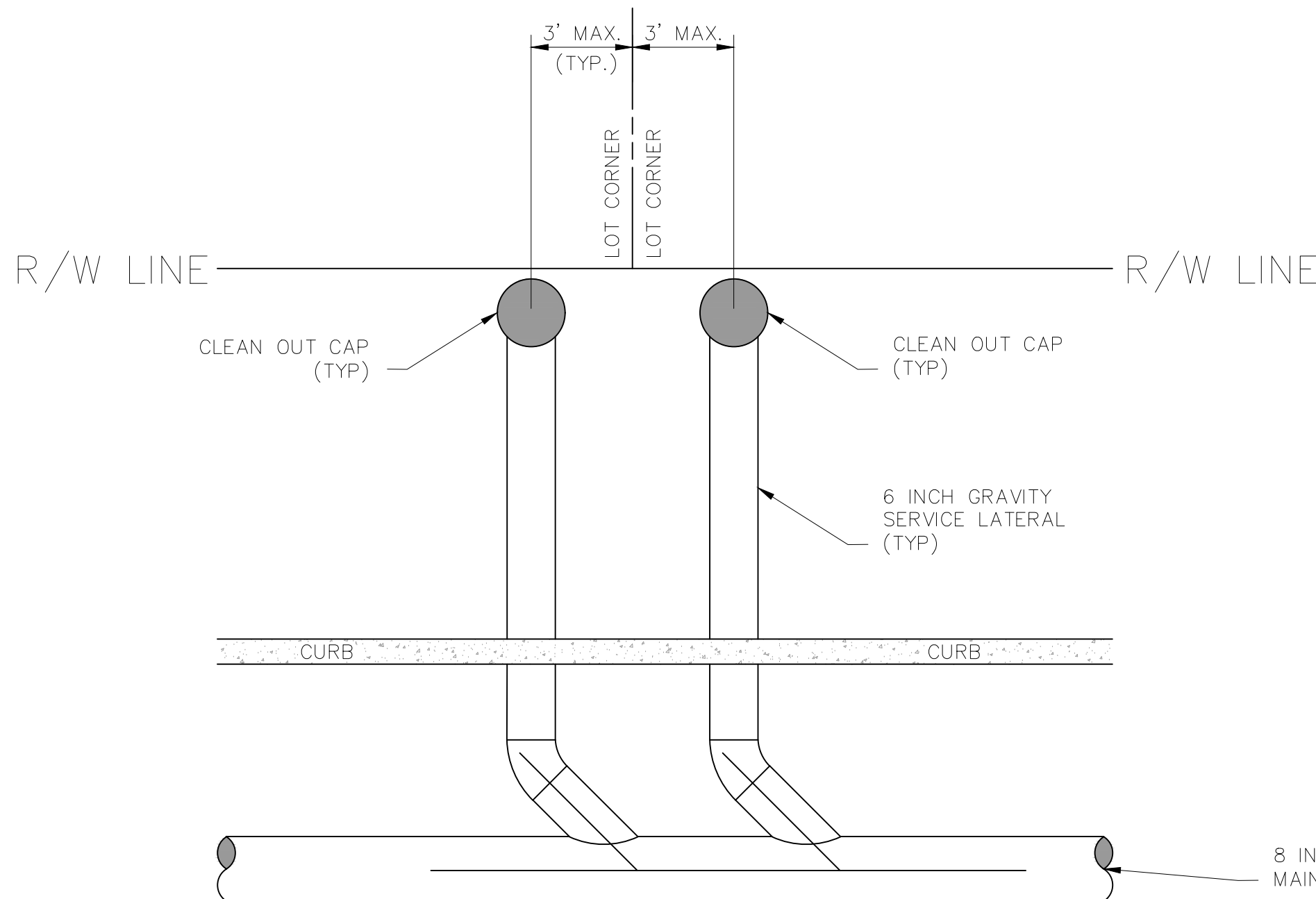
6" SANITARY SEWER SERVICE LATERAL

N.T.S.



SANITARY SEWER SERVICE TO EXISTING GRAVITY LINE CONNECTION DETAILS

N.T.S.



TYPICAL GRAVITY SEWER SERVICE LOT PLACEMENT

N.T.S.

GENERAL NOTES:

- REFER TO REGIONAL UTILITIES' LATEST WRITTEN SPECIFICATIONS REGARDING NEW TESTING PROCEDURES FOR GRAVITY SEWER SYSTEMS.
- THE CONTRACTOR IS RESPONSIBLE FOR OBTAINING AND MEETING THE REQUIREMENTS OF REGIONAL UTILITIES STANDARD DETAILS AND SPECIFICATIONS LATEST EDITION.
- DEVELOPERS OF PRIVATE PROJECTS SHALL PROVIDE ALL WETLANDS PERMITS NECESSARY FOR UTILITY CONSTRUCTION.
- ALL MANHOLES SHALL HAVE FINAL PAVEMENT AROUND THEM FOR PROTECTION PRIOR TO ACCEPTANCE BY REGIONAL UTILITIES.
- ALL SEWER MAINS SHALL BE COVERED TO FINISH GRADING FOR PROTECTION PRIOR TO ACCEPTANCE BY REGIONAL UTILITIES.

SANITARY SEWER GENERAL NOTES

- CONTRACTOR SHALL COORDINATE INSTALLATION OF SANITARY SEWERS WITH ALL OTHER UTILITIES PRIOR TO COMMENCING CONSTRUCTION.
- VIDEO INSPECTION IS REQUIRED FOR ALL GRAVITY SEWER LINES AND LATERALS PRIOR TO PAVING BUT AFTER ALL OTHER UTILITIES HAVE BEEN INSTALLED. A FULL REPORT SHALL BE GIVEN TO REGIONAL UTILITIES UPON COMPLETION. COST OF VIDEO INSPECTION SHALL BE DONE BY THE CONTRACTOR.
- NO SANITARY SEWER CONSTRUCTION SHALL COMMENCE UNTIL SHOP DRAWING SUBMITTALS HAVE BEEN APPROVED.
- A PRE-CONSTRUCTION CONFERENCE IS REQUIRED PRIOR TO THE START OF CONSTRUCTION. CONTRACTOR SHALL NOTIFY REGIONAL UTILITIES 48 HOURS PRIOR TO COMMENCEMENT OF CONSTRUCTION. A REGIONAL UTILITIES REPRESENTATIVE MUST WITNESS ALL TIES TO EXISTING LINES AND TESTS OF NEW LINES.
- ENGINEER SHALL PROVIDE AS-BUILT DRAWINGS IN ACCORDANCE WITH REGIONAL UTILITIES SPECIFICATIONS.
- LOCATOR BALLS AS MANUFACTURED BY 3M PART NO. 1404 TO BE PLACED ON NORTH SIDE OF ALL MANHOLES NOT WITHIN PAVED AREAS. MANHOLES OUTSIDE OF PAVED AREAS SHALL BE CONSTRUCTED WITH TOP 6" ABOVE GRADE.
- ALL GRAVITY SEWER SHALL BE VISUALLY INSPECTED (I.E. LAMPED) BY REGIONAL UTILITIES PRIOR TO FINAL ACCEPTANCE.
- ALL MECHANICAL JOINT CONNECTIONS SHALL BE RESTRAINED USING MEGA-LUG TYPE RESTRAINTS OR APPROVED EQUAL.
- MIN. SERVICE SLOPE: 6" = 1/8" PER FOOT.
- USE 6" SERVICES FOR ALL SINGLE FAMILY HOME CONNECTIONS. USE 6" SERVICES FOR MULTI-FAMILY AND COMMERCIAL CONNECTIONS.
- A 4" BALL MARKER AS MANUFACTURED BY 3M PART NO. 1404 SHALL BE PLACED AT ALL CLEANOUT LOCATIONS NO DEEPER THAN 36-INCHES.
- IF NO CURBING IS INSTALLED A "3" SQUARE STEEL TAG INSCRIBED WITH A 2" LETTER "S" IS TO BE ATTACHED TO STREET PAVEMENT.
- SERVICE TRENCHING TO CONFORM TO CITY/COUNTY STANDARDS FOR PIPE INSTALLATION.
- USE HYDRAULIC CEMENT GROUT TO SEAL INTERIOR AND EXTERIOR OF ALL PRECAST MANHOLE JOINTS.
- ALL GRAVITY SEWER AND SEWER SERVICES SHALL HAVE CONCRETE ENCASEMENT WHERE COVER IS LESS THAN 30 INCHES UNDER PAVEMENT OR LESS THAN 18 INCHES IN GREEN AREAS.
- EXTERNAL DROP TYPE MANHOLES ARE REQUIRED WHERE MANHOLE INVERT ELEVATIONS VARY BY OVER 18-INCHES.
- MANHOLE TOPS IN GREEN AREAS SHALL BE ELEVATED TO PROHIBIT STORM WATER ENTRY.
- SEWER SERVICES SHALL BE CONSTRUCTED AT THE LOWER SIDE OF LOTS AS MAY BE APPLICABLE.
- ALL CONSTRUCTION MUST BE IN ACCORDANCE WITH REGIONAL UTILITIES WRITTEN SPECIFICATIONS, LATEST EDITION.

REGIONAL UTILITIES

OPERATED BY FLORIDA COMMUNITY SERVICES CORPORATION OF WALTON COUNTY INC.

4432 HWY 98 EAST Santa Rosa Beach, FL 32459 Phone: (850) 231-5114 Fax: (850) 231-4924

SANITARY SEWER STANDARD DETAILS

PROJECT NAME:

SEAL:

DRAWN BY: RT CHECKED BY: RAD

PROJECT NO.: 000-000

DRAWING SCALE: N.T.S.

PLOT DATE:

SHEET NO. 2 OF 2

SHEET: S-1